



ANNETTE CHAMBERS-SMITH
DIRECTOR

MISSION STATEMENT

To reduce recidivism among those we touch.

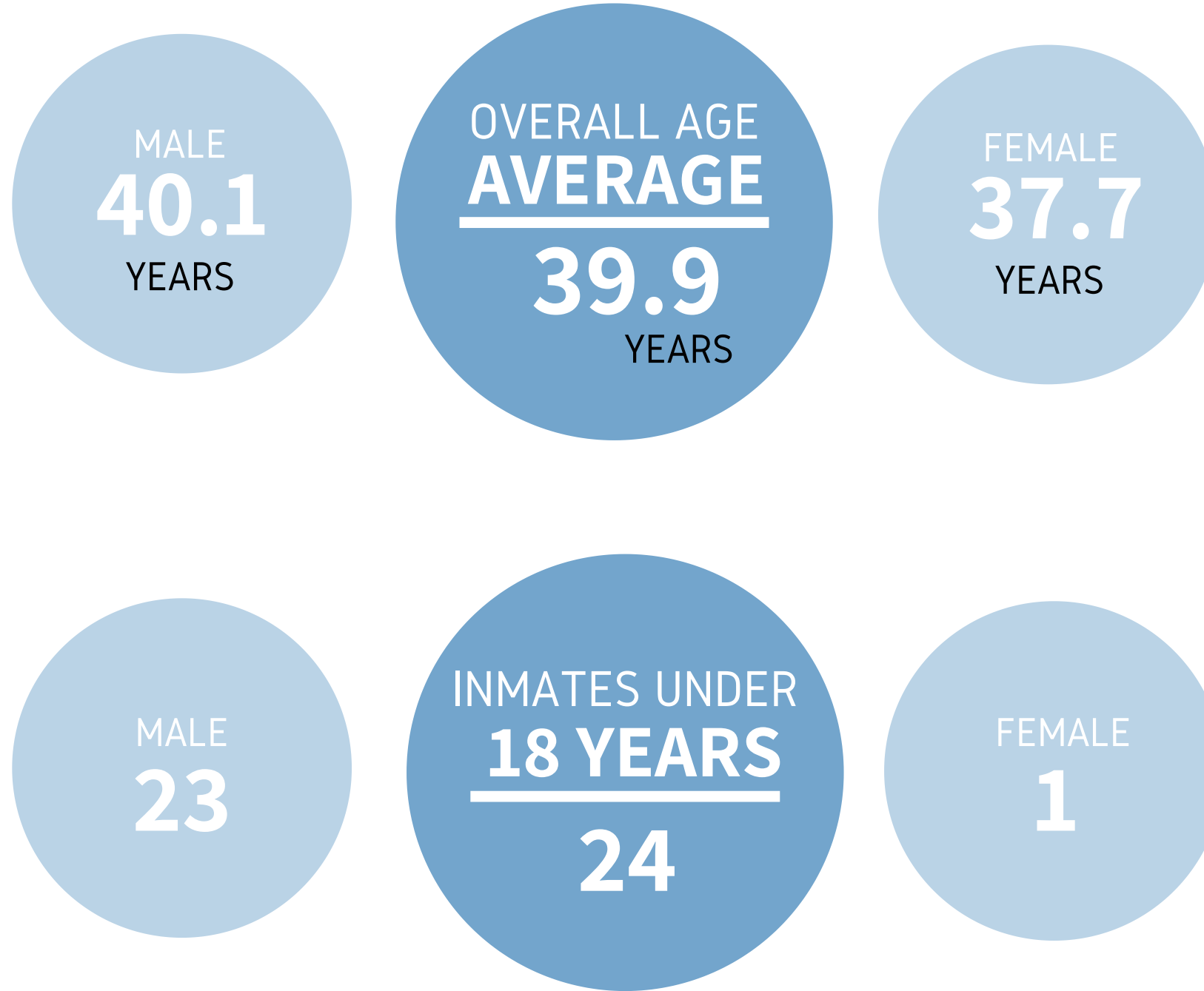
VISION STATEMENT

To reduce crime in Ohio.

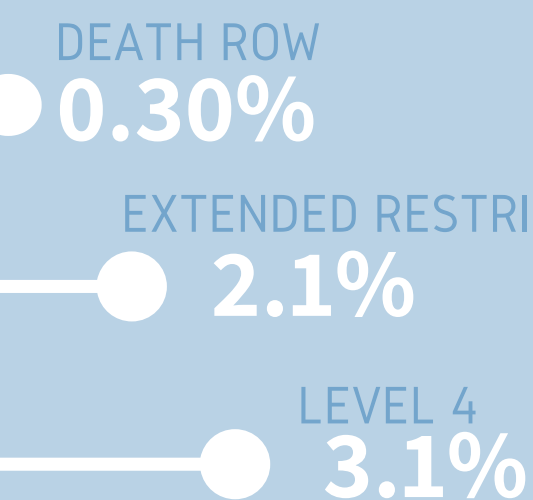
INCARCERATED ADULT POPULATION BREAKDOWN

Admissions CY 2020 **11,174**


Total Population Jan-21 **43,665**



Create better
PEOPLE.
Not better
INMATES.



POPULATION BY CUSTODY



INMATE RELEASES

Death Row

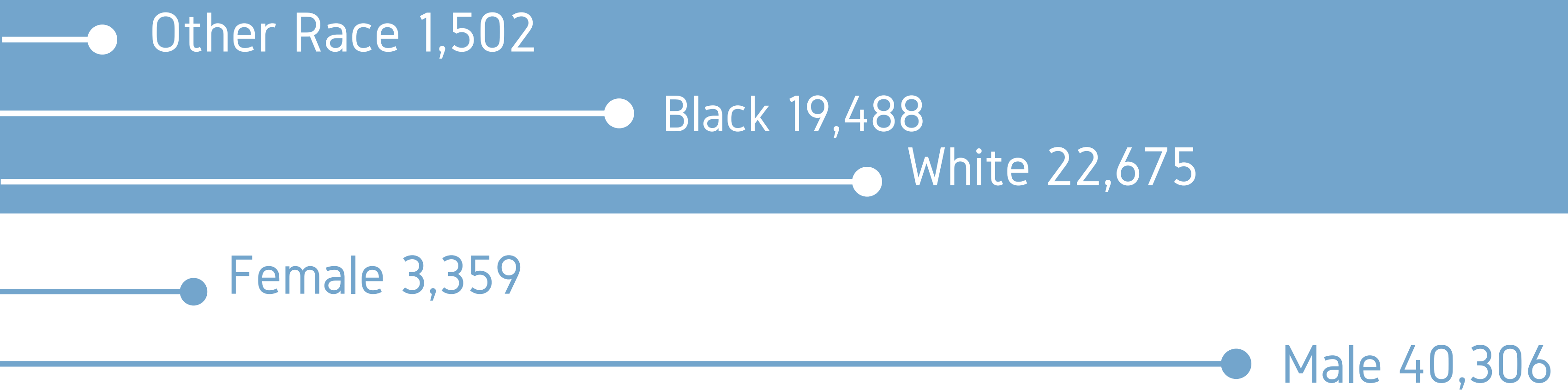
MALE **134**

FEMALE **1**

Executions Since February 1999 **56**

Executions Calendar Year to Date **0**

Total FY 2020	21,747
Releases to Supervision	16,588
To Parole	303
To Post Release Control	10,481
To Transitional Control/Treatment Transfer	3,719
To Judicial Release	2,085
Releases Without Supervision	5,136
Miscellaneous Releases	23
*Excludes Deaths	



Monthly Community Supervision Count

Community Control	4,321
Interstate Compact	3,741
Intervention in Lieu	658
Judicial Release	679
PRC/Parole	21,798

Staff Profile

Total Staff	11,815
Total Corrections Officers (CO)	6,386
Inmate To Correction Officer Ratio	6.1:1
Total Parole Officers (PO)	520

Fiscal & Budgets



Total Budget

FY2020

\$1,918,843,698

FY2021

\$2,064,346,514

Average Cost Per Inmate FY2020

Daily

\$83.72

Total Yearly

\$1,484,312,585

Ohio Penal Industries

Inmates Working for OPI

1,395

Sales for JAN 2021

\$4,707,516.14

Other Statistics of Interest

Pregnant
Females

21

Babies in the
ABC Nursery

1

Highest Inmate
Population 11/10/2008

51,273

Inmates Serving
Life Without Parole

717

Average Stay
in Prison

3.11